



SHERFORD COMMUNITY SURVEY RESULTS AND FINDINGS

JULY 2019

TABLE OF CONTENTS

PROJECT OVERVIEW.....	2
SURVEY DESIGN AND METHODOLOGY.....	2
SURVEY RESULTS	3
SHERFORD HOUSEHOLDS	3
SHERFORD HOMES.....	5
ACCESS AND TRAVEL.....	7
SHERFORD SERVICES AND FACILITIES	10
SHERFORD COMMUNITY	12
COMMUNICATION	13
SHERFORD VALE SCHOOL	14
FURTHER FEEDBACK.....	14
APPENDIX A – SHERFORD COMMUNITY SURVEY	15

DRAFT

1. PROJECT OVERVIEW

Since development in Sherford started nearly four years ago and two years since the first residents began calling Sherford home, over 200 dwellings in Sherford have now been occupied. As the new community begins to take shape, the joint Councils involved in the delivery of the town have carried out the first Sherford Community survey to better understand the community's demographics, their needs and their views on community life.

1.1. OBJECTIVES

The objectives of the Sherford residents' survey were to:

- Create a demographic profile of the new community
- Help understand the needs of the community now and in the near future
- Understand the residents' opinion of Sherford
- Understand residents' concerns/ issues about living in Sherford.

2. SURVEY DESIGN AND METHODOLOGY

The residents completed the online survey (hosted by Survey Monkey) between Friday April 12 and Sunday June 2. The survey was designed to be answered by each household rather than individual responses. The residents were invited to complete the survey via a postcard which was delivered to every home on the day the survey opened (approximately 230 dwellings). The postcard gave information on how to complete the online survey.

The survey was promoted by South Hams District Council, Sherford Consortium, Sherford Community Trust, and was shared with the self-founded community Facebook group that many residents are a part of.

Split into two sections, the first part of the survey focuses on demographic data that could be answered by an individual for a collective household, consisting mostly of close-ended questions. Where possible, comparisons have then been drawn to data for both the district level (South Hams) and nationally (England). The rest of the survey had a greater focus on open-ended questions concerning the new community and how it is interacting. Responses to open-ended questions were themed and grouped so as to be able to see trends and to display the data graphically. However, the full responses to these questions have been taken on board by the joint Councils.

To help readability this report has used graphics to display data gathered through the survey. Instances where percentages do not sum to 100 is due to rounding. Averages generated for the demographic survey data have been calculated excluding extreme outliers. Data for distances has been generated using the postcodes or areas given in responses and measured from Sherford as the crow flies. Due to the range from precise location to general area, this geographic data is not exact.

It should be noted that though approximately 50% of households in Sherford responded, the results of this survey are representative of that sample and do not necessarily reflect the values of the whole population.

3. SURVEY RESULTS

Around 230 postcards directing residents to the online survey were letter box dropped on Friday April 12 2019, with an additional reminder postcard delivered on Wednesday May 15 and on Sherford Community Facebook. 115 material responses were received from residents; 112 responded online and 3 responded in person at a Sherford event held during the period the survey was open, yielding a response rate of approximately 50% for the majority of question. This is considered to be a very good response rate and statistically reliable.

An additional three responses were received from parents of children who attended Sherford Vale primary school, but were not residents of Sherford. However as this number was so low the results would be statistically unreliable and these responses were not included, except where open-ended responses were consistent with other questions asked in the survey and could be incorporated.

Of those who responded on behalf of their household, 66% were female and 60% were between the ages of 35 and 54.

3.1. SHERFORD HOUSEHOLDS

Population Structure

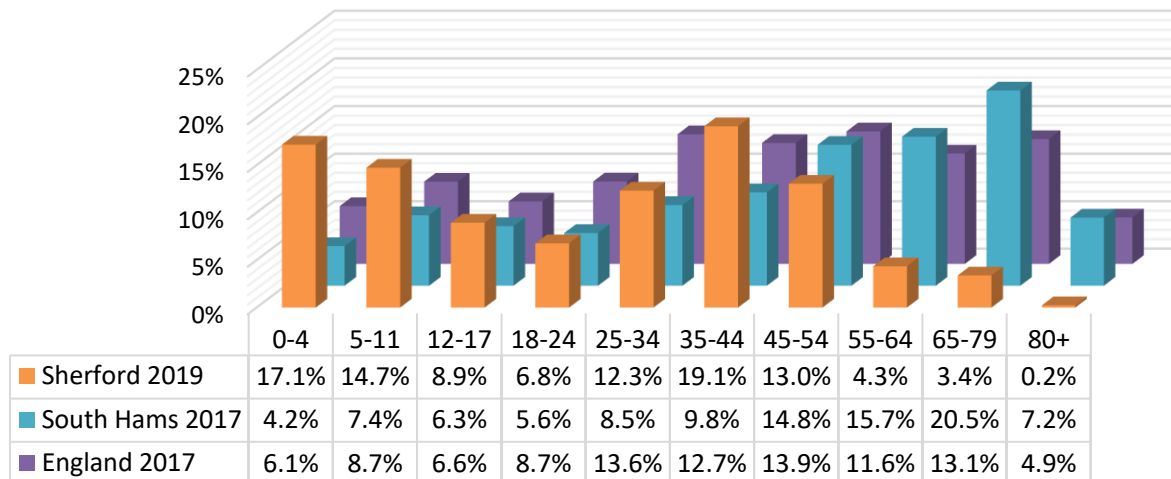


Figure 1: Population Structure. Base Q4 How many people usually live in your home?

Sherford’s population differs significantly from district and national trends, with 40.7% of the population being under 17 compared to 17.9% for South Hams and 21.3% for England¹ respectively.

The average household size for Sherford is 3.5 persons per household, also significantly higher than the district average of 2.2² persons and national average of 2.4 persons per household.

The vast majority of households in Sherford speak English with 94% responding that English was the only language spoken in the home. The 6% responding that another language was spoken consisted of 2.6% Polish and one household each also speaking German, Spanish, Tongan, or Welsh.

50% of households responded that they follow no religion, 45% Christianity and 4% responded as either other or prefer not to say.

¹ Source: Estimates of the population for the UK, England and Wales, Scotland and Northern Ireland - ONS, 2017

² Source: Strategic Housing Market Needs Assessment (SHMNA) Appendix 4 – South Hams SHMNA Overview Report - GVA, October 2013

Household Composition

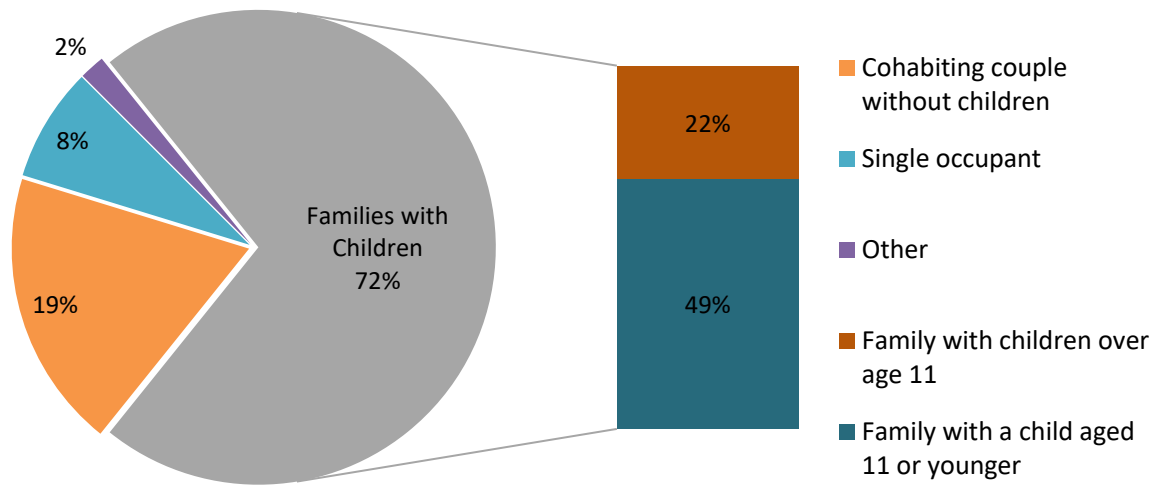


Figure 2: Household composition. Base Q4. How many people usually live in your home?

In line with the large population of young people in Sherford, the responses to the survey show that the majority of Sherford’s households are made up of co-habiting couples or singles with children. 49% of households alone are families with a child of primary school age or younger.

Occupations of those over the age 16

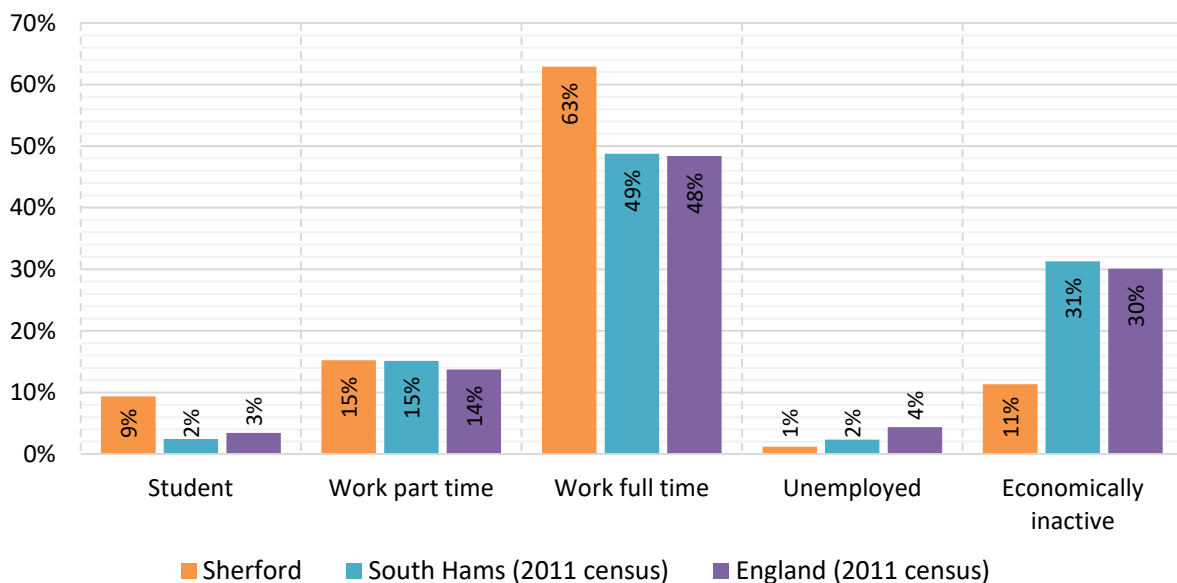


Figure 3: Occupations of those over the age of 16. Base Q5 Primarily what do people, over the age of 16, in your home do?

Comparing the national and district data³ again, Sherford has a higher student population, likely because of the overall high numbers of young people living in Sherford. Sherford also has a lower unemployment rate and a considerably lower rate for those who are economically inactive, which includes retirees, homemakers, and those with limiting long term illnesses. These differences from national and local averages may result from the fact that the majority of those moving to Sherford are new homes buyers and therefore need to be economically active.

³ Source: Census 2011

3.2. SHERFORD HOMES

Why residents moved to Sherford

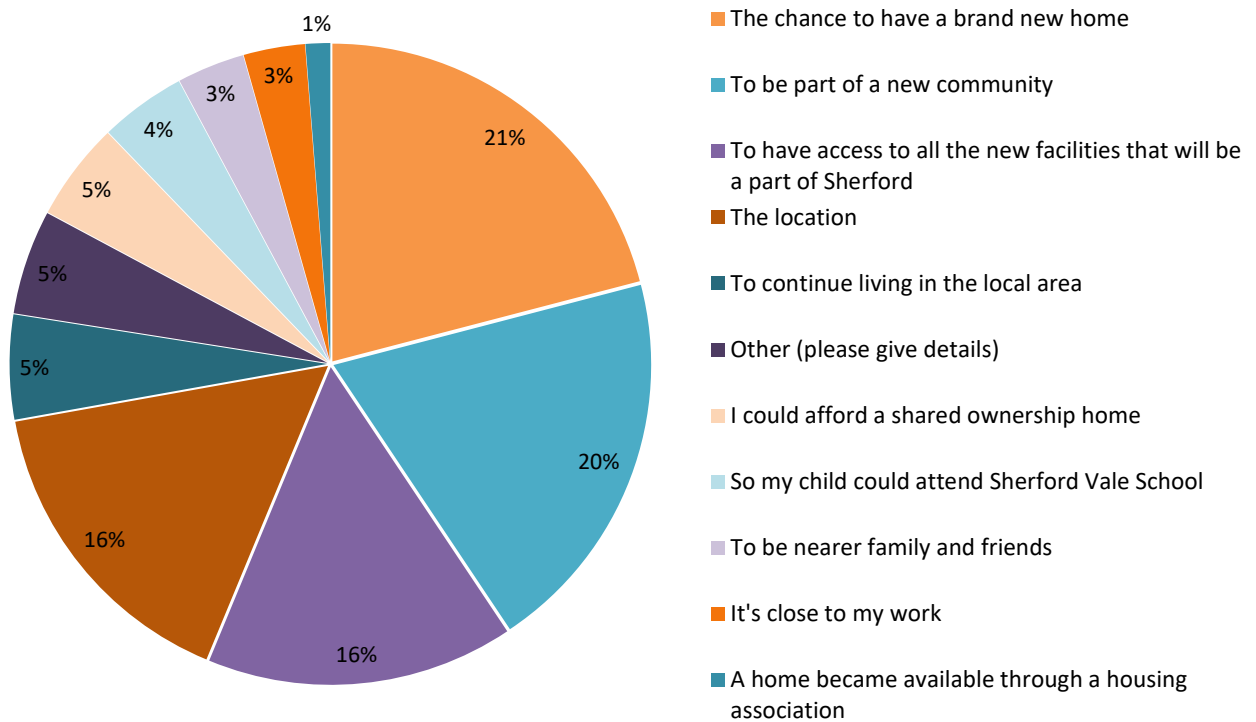


Figure 4: Why residents moved to Sherford. Base Q3 Why did you move to Sherford?

The four main reasons residents gave for their move to Sherford were: the chance to have a brand new home; to be a part of a new community; the location; and to have access to all the new facilities that will be a part of Sherford.

Distance from previous home

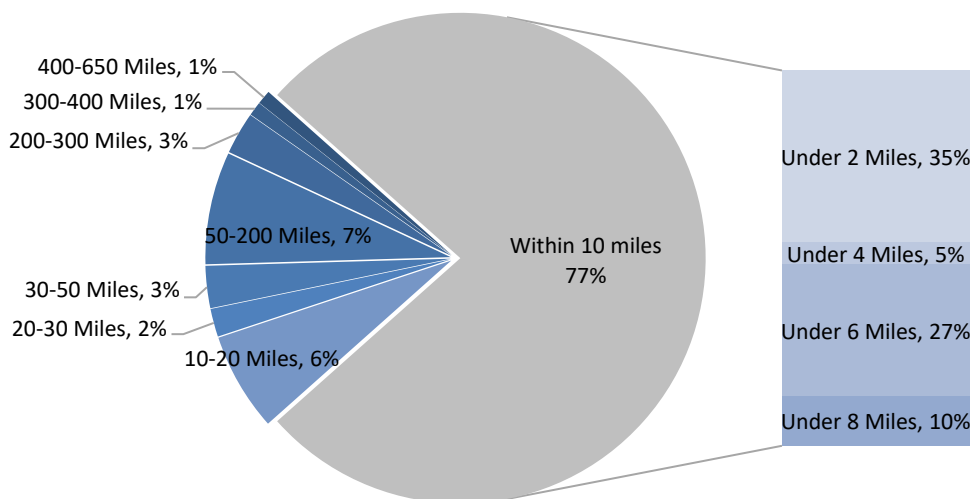


Figure 5: Distance from previous home. Base Q2 Please tell us your previous postcode.

Residents were asked their previous postcode in order to determine the distance from Sherford, which has been measured as the crow flies.

77% of respondents said that they had moved from within 10 miles of Sherford rising to 83% from within 20 miles. Of these the largest group is those whose previous home was within a 2 mile distance, making up 35% of the overall responses.

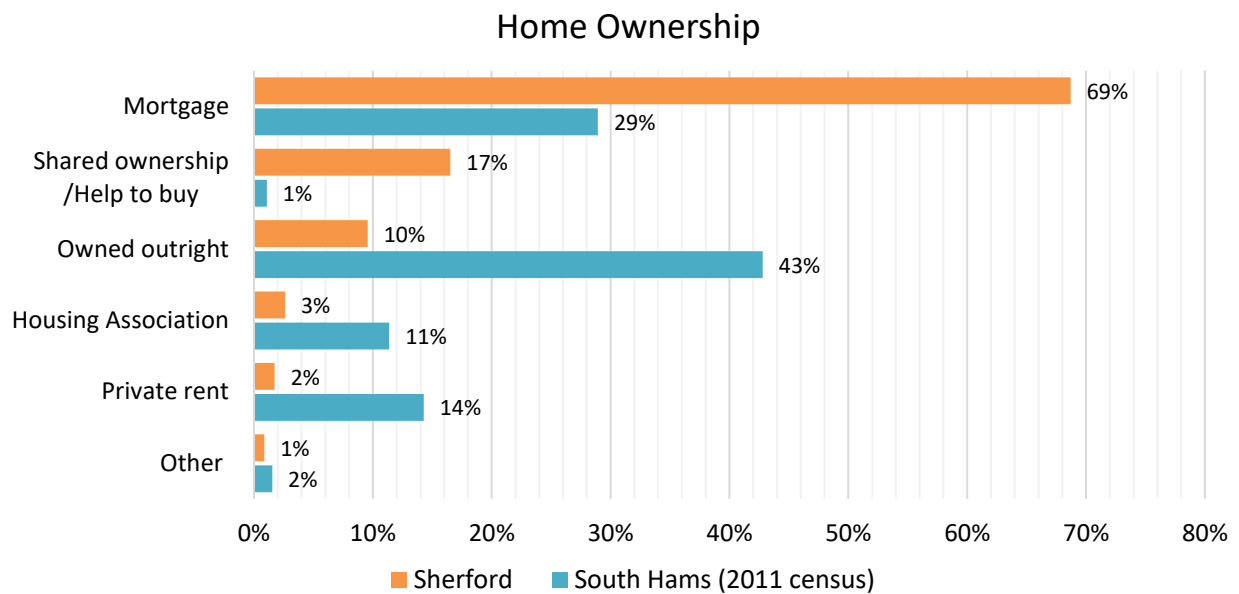


Figure 6: Home Ownership. Base Q11 Is your home...

In contrast to the surrounding South Hams⁴, the majority of responses to the survey showed that homes in Sherford are owned under mortgage, or through shared ownership/ the help to buy scheme. The percentage of homes that are privately rented is also considerably smaller than in the district.

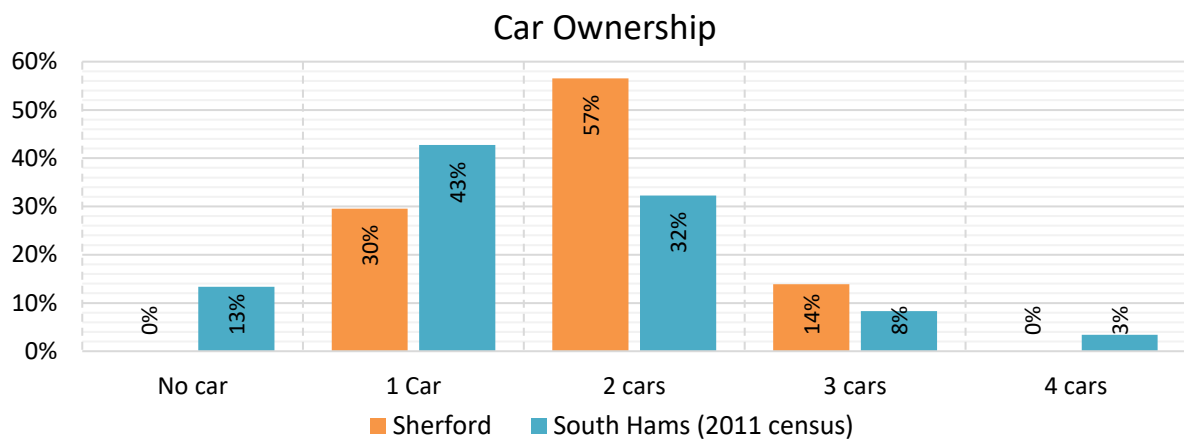


Figure 7: Car Ownership. Base Q9 How many vehicles does your household have?

Over half of the residents in Sherford said they had 2 cars belonging to their household, with no responses noted for either no cars or four cars or over. It should be noted this is in keeping with the size of the households that responded, with the average household size being considerably larger than the surrounding area with a higher average number of bedrooms for homes in Sherford, 3.6, compared to South Hams' average of 2.9⁵.

Number of bedrooms in Sherford Homes						
Number of bedrooms	1	2	3	4	5	6
	1%	14%	31%	34%	17%	3%

Table 1: Number of bedrooms in Sherford homes. Base Q10 How many bedrooms does your home have?

⁴ Source: Census 2011

⁵ Source: Strategic Housing Market Needs Assessment (SHMNA) Appendix 4 – South Hams SHMNA Overview Report - GVA, October 2013

3.3. ACCESS AND TRAVEL

Given that services and facilities, outside of the first primary school and bus service, are yet to be introduced in Sherford, it was important to understand how the community is accessing key services and the kind of impact Sherford is having on the surrounding areas.

For the distance results in this section, as with distance from previous home, residents were asked the postcode of their households' places of work, registered medical practices, and the general area of services to calculate the distance travelled from Sherford as the crow flies.

Distance residents travel for work

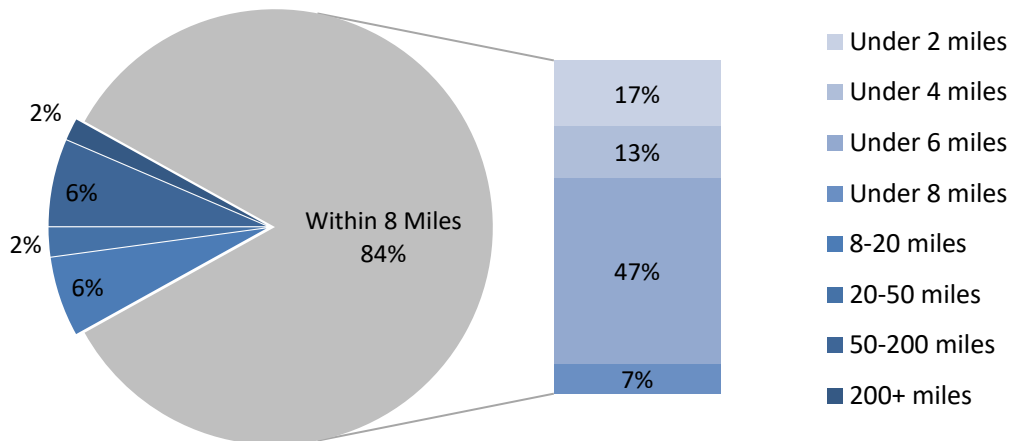


Figure 8: Distance residents travel for work. Base Q6 If people in your home work, what are their work postcodes?

84% of residents reported working locally; within 8 miles of Sherford, while 10% responded that they travelled over 20 miles to their workplace.

Distance residents travel for medical care

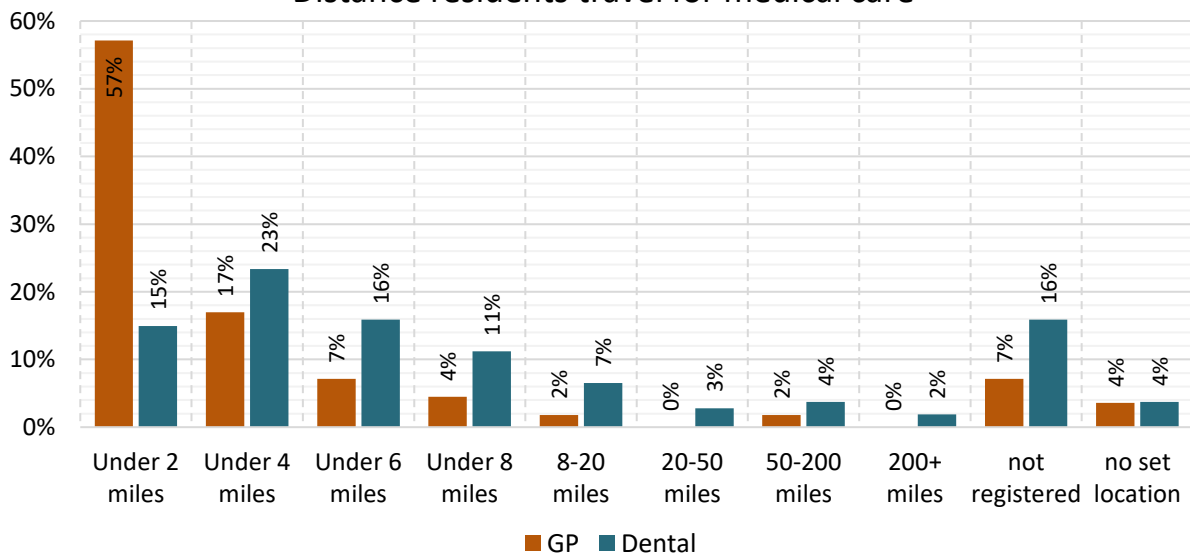


Figure 9: Distance residents travel for medical care. Base Q17 Where are you registered for the following services?

There was considerable difference between GP and dental services. GP services were largely concentrated locally, while residents are travelling further distances to access dental care. There were also a number of residents who responded that they access medical services through their work and did not necessarily have a set location.

Distance residents travel for these services

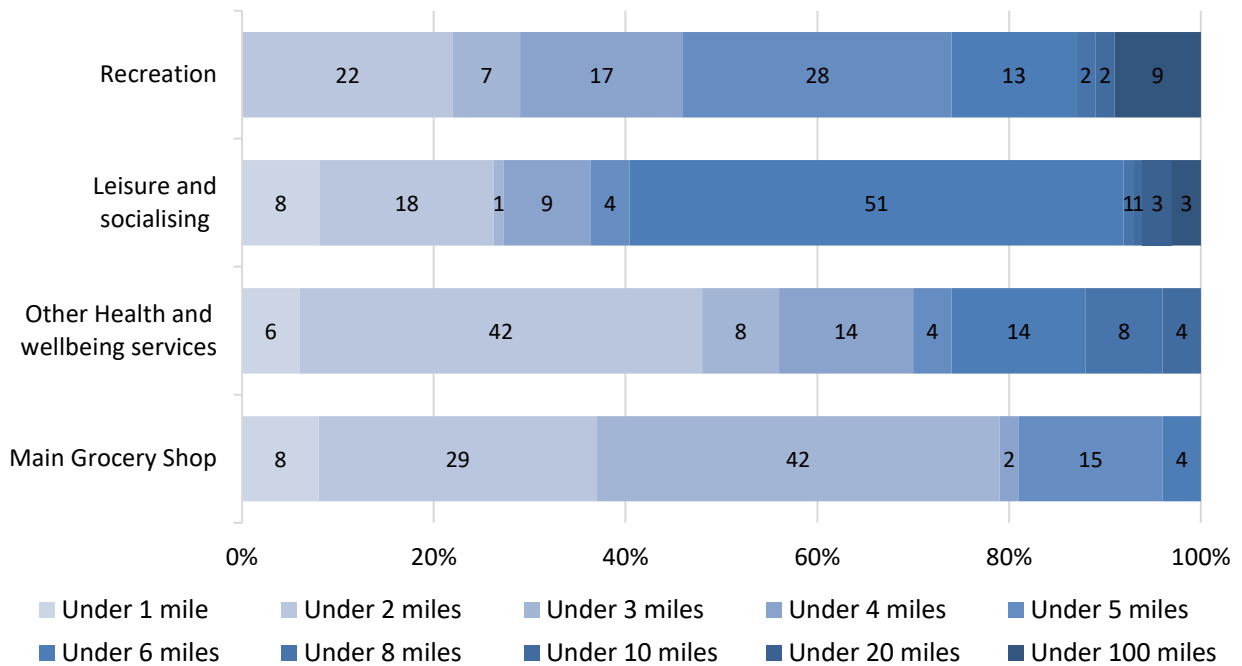


Figure 10: Distance residents travel for these services. Base Q18 Where do you usually go for the following?

While nearly all residents are able to access their grocery shopping (96%), health and wellbeing services (74%), and Recreation (74%) with 5 miles of their homes, only 41% are able to reach leisure and socialising within a 5 mile radius. 9% of residents also responded that they travel between 20-100 miles to access recreation services, with Dartmoor, Cornwall and Bristol the greater of these.

Recreation activities residents travel to access

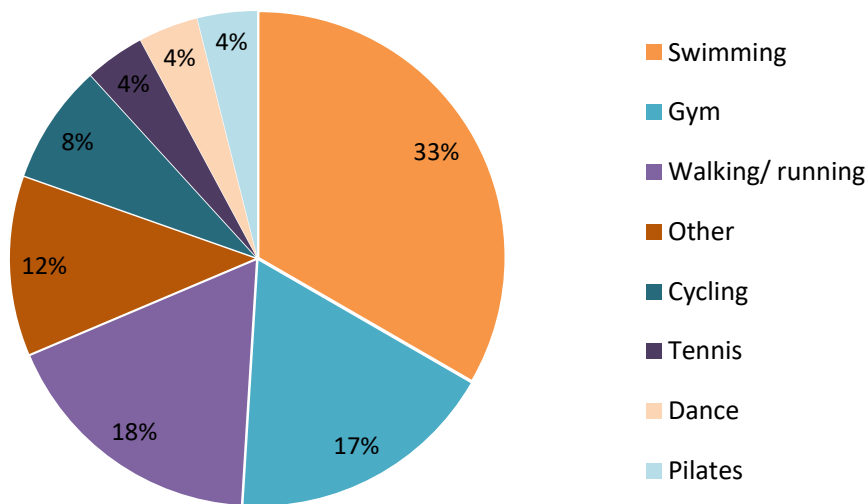


Figure 11: Recreation activities residents travel to access. Base Q18 Where do you usually go for the following?

As a part of asking residents how far they travelled to access recreation facilities and services we also asked what type of recreational activity they were doing. A large number of residents responded that they travelled to access swimming facilities, gyms, and walking and running (including dog walking) facilities.

As a part of asking residents how far they were travelling to access services and facilities, it was also important to understand how the community is currently commuting, particularly with the introduction of the bus services into Sherford in September 2018.

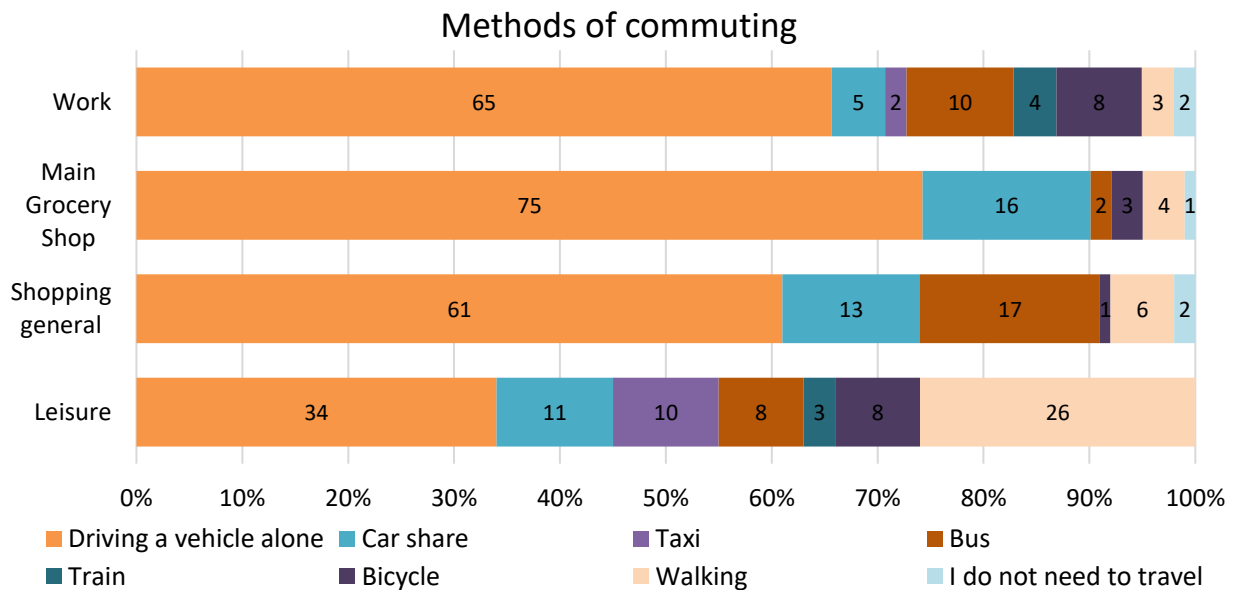


Figure 12: Methods of commuting. Base Q19 How do you usually travel?

As with the general trend nationally and internationally, driving a vehicle had the largest share of choice of transportation for all surveyed activities. Overall those travelling for leisure activities have the most even spread of methods of commuting, while 91% of those doing their main grocery shop commute by car; either driving alone or through car share. After car trips walking was the most used method to access leisure, and commuting by bus was most used when making trips for general shopping.

What would incentivise walking, cycling and using public transport more?

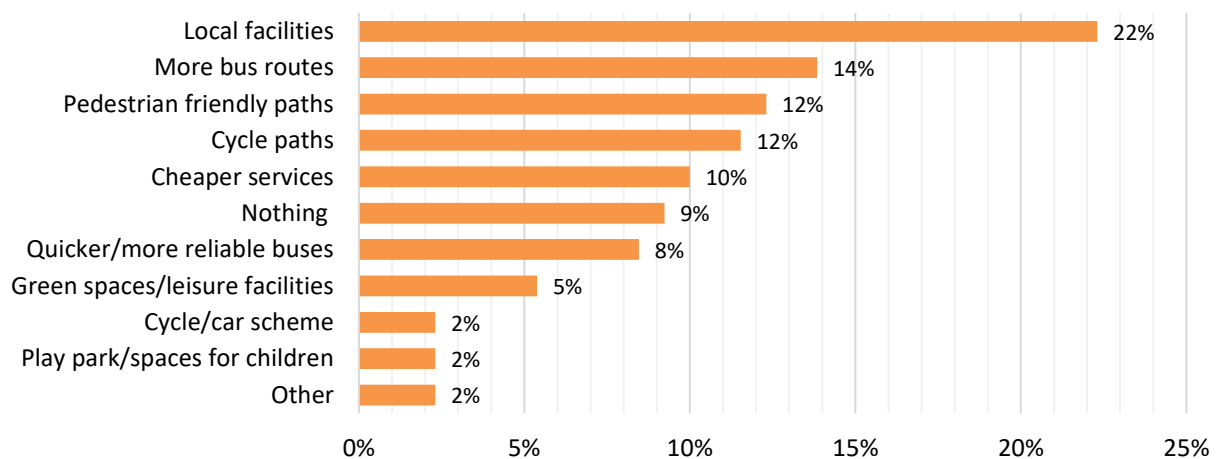


Figure 13: What would incentivise walking, cycling and using public transport more? Base Q20 What would encourage you to travel by car less, and to walk, cycle, or use public transport more?

An open question was posed to residents asking what would encourage greater walking, cycling or use of public transport, which received a range of responses that were then grouped by theme. The provision of amenities and services locally was the greatest of these, with the next largest categories all noting a need for greater provision of routes for buses, cycling and pedestrian friendly paths. Also of note is the number of responses that said nothing would encourage them to travel by car less, either due to work, or by choice.

3.4. SHERFORD SERVICES AND FACILITIES

Following the collection of demographic focused data was the need to better understand how the community is interacting together, and with the new town.

The first in this vein was a yes or no question asking simply, 'Do you enjoy living in Sherford?' 90% of residents responded that they did enjoy living in Sherford while 10% said they did not. This question was then followed on with 'why?' Of the 90% who responded yes, their reasons are grouped into themes below;

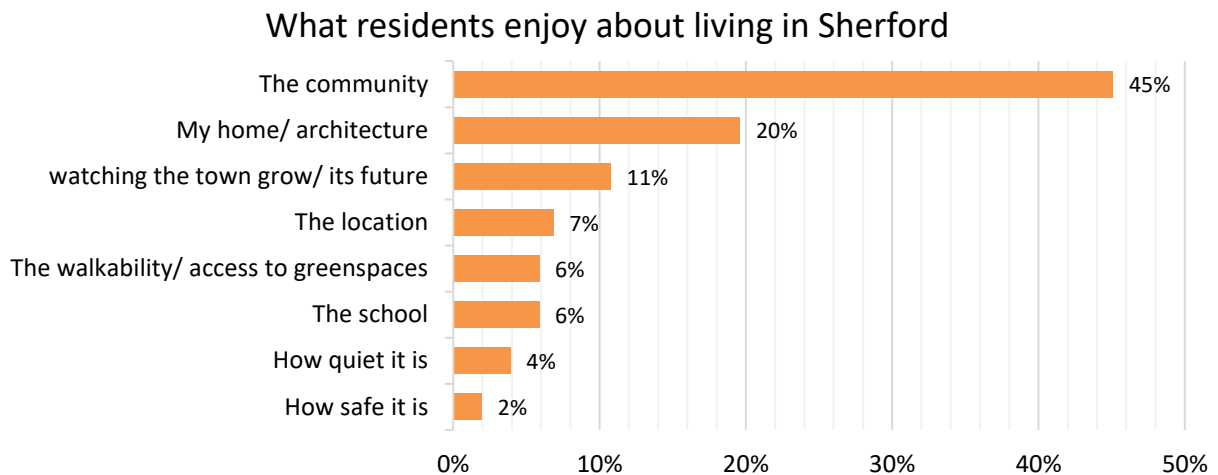


Figure 14: What residents enjoy about living in Sherford. Base Q21 Do you enjoy living in Sherford?

Those residents who said they did not enjoy living in Sherford noted the reasons as being; construction and individual household snagging issues; a lack of current amenities and facilities; a lack of or not enough communication; and anti-social behaviour.

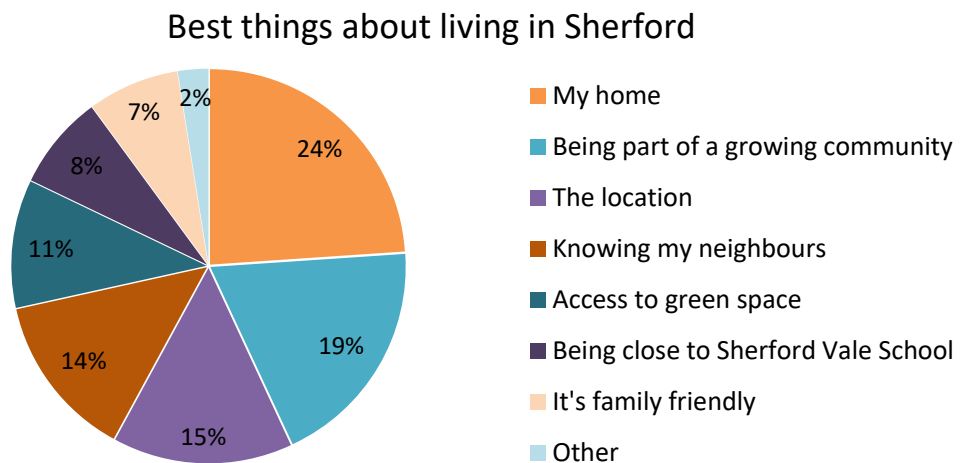


Figure 15: Best things about living in Sherford. Base Q22 What are the best things about living in Sherford?

Connected to one of the first questions in the survey, 'why did you move to Sherford?', a follow up question of 'what are the best things about living in Sherford?' provided a similar choice of answers to determine whether the initial 'why' carried through into being the best things about living in the new town.

The first three responses, initially 'chance to have a brand new home', being part of a new community and 'the location', remain the most chosen responses in this follow up question. 'My home' continued to be the most favoured option; increasing from 21 to 24. 'Being part of a growing community' was the next highest answer dropping slightly from 20% to 19%, with 'the location' following suit, decreasing from 16% to 15%. On the whole, residents responded with a much more equal spread to this follow up question compared to the initial.

What could be better about living in Sherford

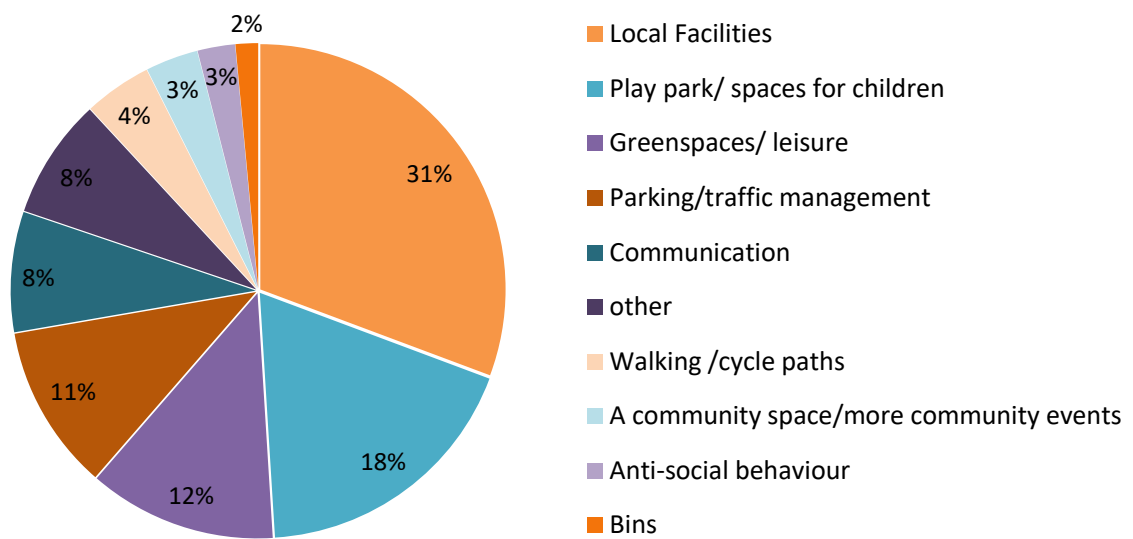


Figure 16: What could be better about living in Sherford. Base Q23 What could be better about living in Sherford?

Along with the best parts of living in Sherford it was also key to understand the main concerns residents have about the new town. Nearly 50% of those concerns focus on the need for play spaces/a play park for children and local facilities; which includes shops, GP, and other local services.

The one facility Sherford currently needs most

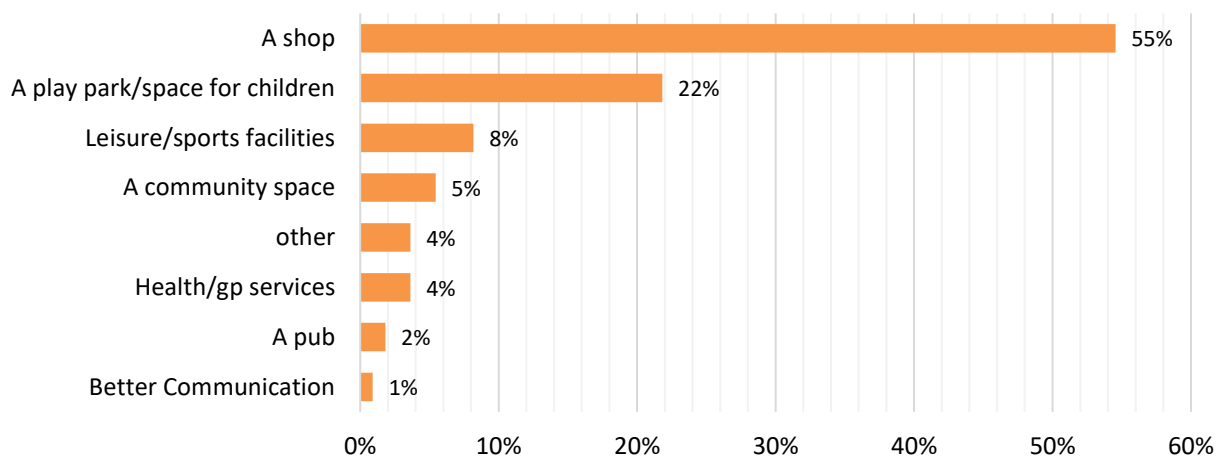


Figure 17: The one facility Sherford currently needs most. Base Q26 Which one service or facility do you think Sherford currently needs the most?

An open question about facilities was posed to residents to understand which one facility or service they believe Sherford currently most needs, as services outside of the school and bus have not yet been established in the new town. The overwhelming response to this question was a shop of some form that the community could access, with play spaces/a play park for children having the next most responses. This links closely with the previous question which received similar responses.

3.5. SHERFORD COMMUNITY

The following questions focus on the residents' perception of their new community and how it interacts within Sherford.

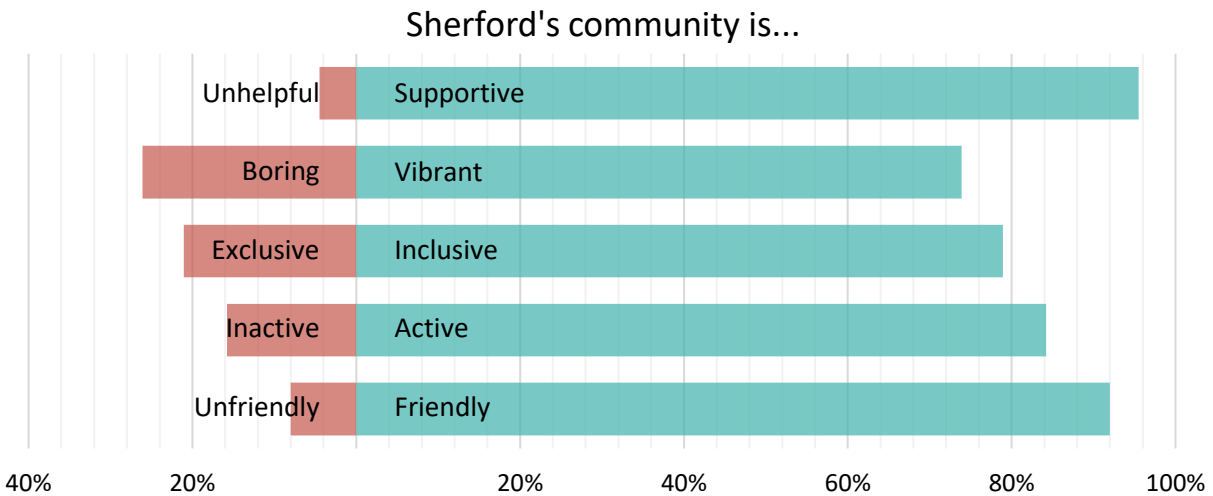


Figure 18: Sherford's community is... Base Q25 Which of the following words would you use to describe your local community in Sherford?

When given the choice between the above descriptors residents, responded to the positive words to describe their community. The choice between boring and vibrant received the least votes for the positive option of the five choices, which follows the theme of residents noting the need for local facilities, and the greater distance residents are travelling to access leisure facilities.

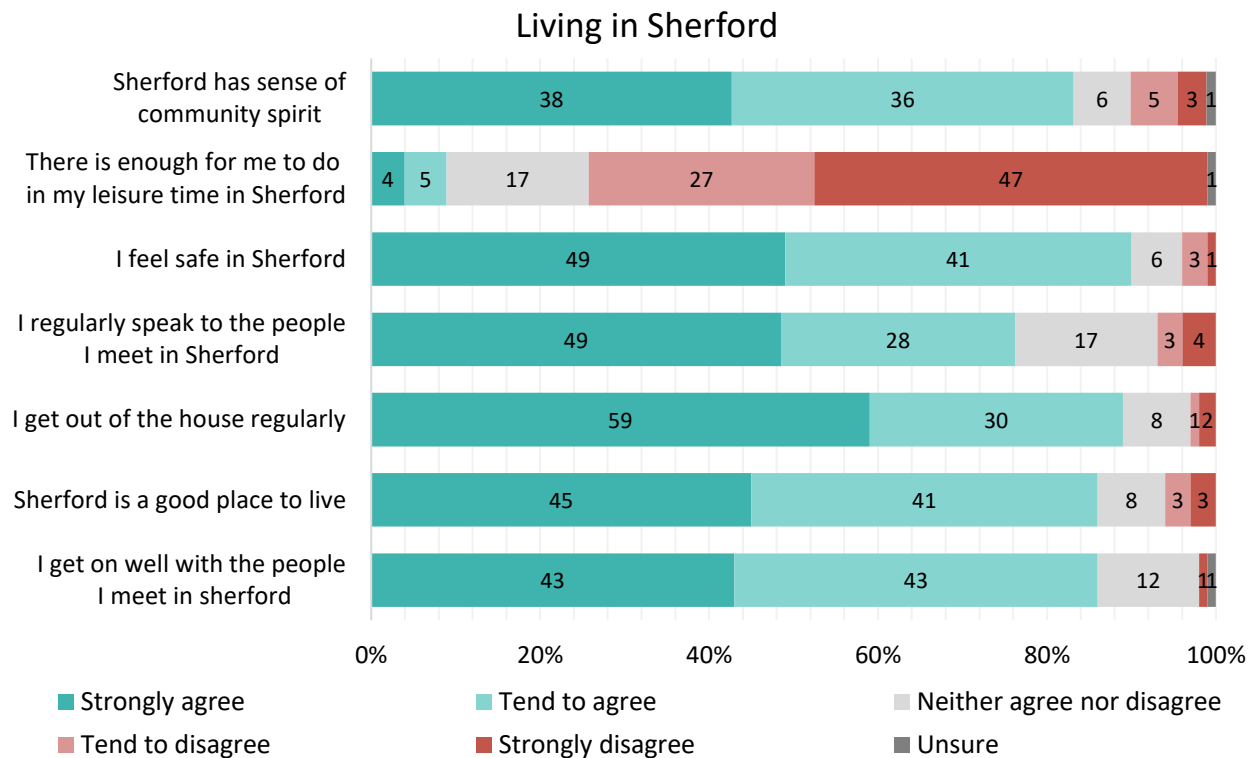


Figure 19: Living in Sherford. Base Q24 How much do you agree or disagree with the following about Sherford?

Residents largely responded very positively to the above statements about Sherford and its community, when asked the level to which they agree or disagree. The one outlier to this is the response to there being enough to do, again following the trend of responses calling for more leisure facilities and activities locally accessible to residents.

3.6. COMMUNICATION

Currently news about Sherford is spread across a range of sources, each with differing levels of information available. To understand how this is accessed the following questions around resident communication were asked.

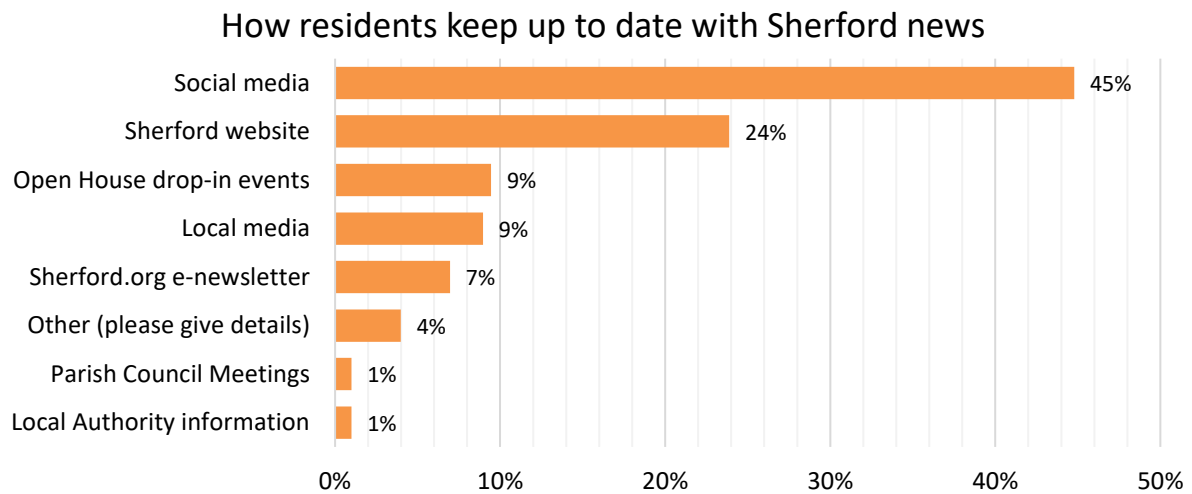


Figure 20: How residents keep up to date with Sherford news. Base Q27 How do you keep up to date with Sherford news and information?

The majority of residents are using social media to keep up to date with Sherford news, with more official sources of information then being gathered from the Sherford.org website, and the open house drop-in events that took place throughout 2018, both run by the Sherford consortium.

What would be most useful in a welcome pack?

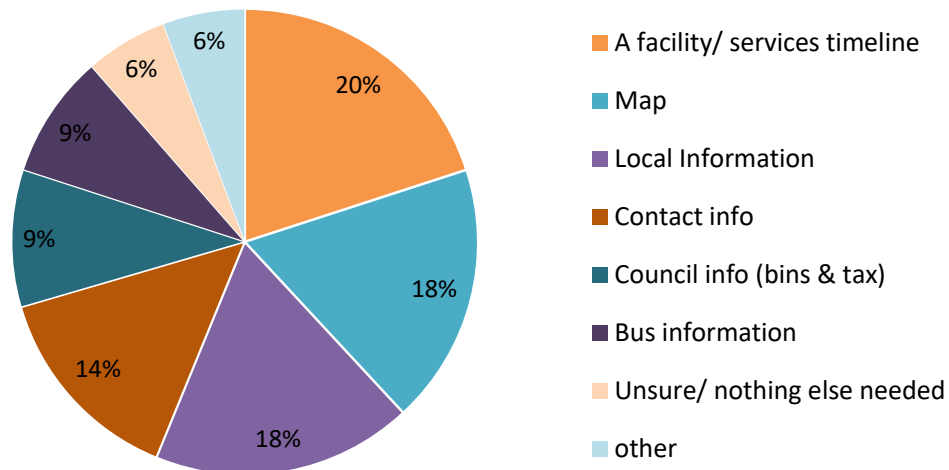


Figure 21: What residents would find useful in a welcome pack? Base Q28 What would be most useful in a welcome pack for new Sherford residents?

A range of responses were received to the question 'what would be most useful in a welcome pack for new Sherford residents, which were then grouped by theme. The most frequently mentioned was a timeline of the facilities and services for Sherford; a map of the town; more information about local services, together with a map of existing local services; and contact information for the consortium, council, services, and other facilities.

Communication and the need for better and more accurate information was a theme picked up consistently throughout survey, both in terms of news and also 'snagging' issues and the need for timely responses from the house builders.

3.7. SHERFORD VALE SCHOOL

Residents were asked during the survey whether anyone in their household was primary school aged or younger. Of those who responded yes, 50% indicated that those children attended Sherford Vale School, 25% were currently too young to attend school and the remaining 25% attended other schools outside of Sherford.

Those children who attend a different school travel on average 3.3 miles. Of the 21 primary school aged children who currently do not attend Sherford Vale, the families of 14 responded that they intend to enrol them in the future, and those who did not intend to enrol their children in the future gave various reasons including being settled at their current school to being nearly finished school.

3.8. FURTHER FEEDBACK

The final question to residents was an open-ended response for any further feedback. A wide range of responses were given through this with many tying to the themes picked up in earlier sections of the survey. Below is a small selection of some of the final statements about community life in Sherford currently.

"Sherford is a lovely place to live and has transformed our family life. To improve it needs infrastructure ASAP..."

"I feel that there are a lot of homes being built but not enough facilities. We need shops, parks and the leisure centre to be built before more houses go up. We practically live on a building site and there is nowhere apart from the rugby field that is safe for our children to play."

"Invite local news to see our lovely town - the houses, residents, green spaces, plans for sports hall & shops etc most of my local friends are completely unaware of what is here except for negative press..."

"Sherford is great place to live because of the people/community. Shame communication from developers and speed at resolving issues enables such negative stories to be widely published in media."

"I love the area. Love the potential and the plan..."

"I really love living here but will love it more when all the things like shops, a swimming pool, leisure centre, cafes and a pub are built because I know that'll enrich my life considerably."

"As a community, we are in the dark about the development time frame. The infrastructure seems to be behind schedule, and it is frustrating."

"Sherford is a lovely place to live. The majority of people are lovely. The school is amazing, my children are so happy at the moment which makes me happy. The only problem is lack of services."

"More community events required to promote sense of community and to help entertain children whilst there is lack of areas for them to play. Community spirit improves when community events put on by developers or community (street party, cream and scones, Easter egg hunt, bike ride)"

"...more regular updates of when certain things are happening or due to happen would be useful. Sherford's close community also means the rumours and whispers go around quickly... With a bit more of a update the rumours can be shut down and less people will build there unrealistic expectations."

APPENDIX A – SHERFORD COMMUNITY SURVEY

DRAFT

Tell us about Sherford

Welcome to the Sherford Community Survey

In the nearly two years since the first residents began calling Sherford home over 200 homes are now occupied, the first primary school has been built and opened, and public transport is available to the wider Plymouth area. In that time a community has also been borne at Sherford, and we want to hear from you.

The community survey is being undertaken by the joint Councils in partnership with organisations involved with Sherford to find out more about you, your new community's needs, and how to best plan for the future.

This short survey is to find out a little bit about you, your lifestyle and what you want for Sherford. (This survey is not for any personal, traffic, or housing issues. These can be addressed by contacting: sherford.org)

To get an accurate understanding of the community please only complete **one** survey per household.

The Survey will be open until 5pm, Sunday 2 June, and headline results of the survey will be published in a report.

Please be aware that the full results of this survey will also be available to the public, and will be randomised to preserve anonymity. Further privacy information can be found at the [South Hams Privacy Notice](#).

Many thanks in advance for your feedback.

Tell us about Sherford

What is your connection to Sherford?

* 1. My connection to Sherford is as a:

- resident
- parent of a child at Sherford Vale, but not a resident
- other

Tell us about Sherford

Your Household

* 2. Please tell us your:

Sherford
postcode

previous
postcode

* 3. Why did you move to Sherford? **Please select all that apply**

- | | |
|---|---|
| <input type="checkbox"/> The location | <input type="checkbox"/> So my child could attend Sherford Vale School |
| <input type="checkbox"/> To be nearer family and friends | <input type="checkbox"/> It's close to my work |
| <input type="checkbox"/> The chance to have a brand new home | <input type="checkbox"/> To have access to all the new facilities that will be a part of Sherford |
| <input type="checkbox"/> To be part of a new community | <input type="checkbox"/> A home became available through a Housing Association |
| <input type="checkbox"/> I could afford a shared ownership home | <input type="checkbox"/> To continue living in the local area |
| <input type="checkbox"/> Other (please give details) | |

6. If people in your home work, what are their work postcodes? If you do not know the postcode write the town, village or area of city (This is so we can see how far people are travelling)

Person 1

Person 2

Person 3

Person 4

Person 5

Additional people

7. Are any languages other than English spoken in your home?

- No
- Yes (please specify)

8. Which religions, if any, do the people in your home belong to? Please select all that apply

- | | | |
|---|-----------------------------------|---|
| <input type="checkbox"/> Christianity | <input type="checkbox"/> Sikhism | <input type="checkbox"/> Inter/Non-denominational |
| <input type="checkbox"/> Judaism | <input type="checkbox"/> Buddhism | <input type="checkbox"/> No religion |
| <input type="checkbox"/> Islam | <input type="checkbox"/> Hinduism | <input type="checkbox"/> I'd rather not say |
| <input type="checkbox"/> Other (please specify) | | |

* 9. How many vehicles does your household have?

* 10. How many bedrooms does your home have?

* 11. Is your home

- owned outright rented from a Housing Association
- owned with mortgage privately rented
- shared ownership/homebuy
- other (please give details)

* 12. Are there any children in your home of primary school age or younger?

- Yes
- No

Tell us about Sherford

Sherford Vale School

13. Do(es) the child(ren) in your home go to Sherford Vale School? Please tick the appropriate number of children for each option

	1 child	2 children	3 children	4 children	5+ children
Yes	<input type="radio"/>	<input type="radio"/>	<input type="radio"/>	<input type="radio"/>	<input type="radio"/>
No, they are too young	<input type="radio"/>	<input type="radio"/>	<input type="radio"/>	<input type="radio"/>	<input type="radio"/>
No, they do not	<input type="radio"/>	<input type="radio"/>	<input type="radio"/>	<input type="radio"/>	<input type="radio"/>

Which school do they attend, if elsewhere?

14. If your child(ren) do(es) not attend Sherford Vale School, do you intend to enrol them in the future?

- This doesn't apply to me
- Yes
- No
- Undecided

If no or undecided, please tell us why:

Tell us about Sherford

About You

15. Which gender do you identify with?

Female

Prefer to not say

Male

Other (Please specify)

16. What is your age?

17 or under 18-24 25-34 35-44 45-54 55-64 65-79 80+

17. Where are you registered for the following services? **If you are currently not registered anywhere please put 'not registered'.**

GP

Dentist

18. Where do you usually go for the following?
 (e.g. The Broadway, Plymstock /The Co-op, Elburton /Home delivery services /Plymouth Life Centre, Plymouth)

Main Grocery Shop

Other Health and Well-being Services


Leisure and Socialising

Recreation (please specify e.g. yoga/swimming)

19. How do you usually travel?

	Work	Food Shopping	Shopping (other than food shopping)	Leisure
Driving a vehicle alone	<input type="checkbox"/>	<input type="checkbox"/>	<input type="checkbox"/>	<input type="checkbox"/>
Car share	<input type="checkbox"/>	<input type="checkbox"/>	<input type="checkbox"/>	<input type="checkbox"/>
Taxi	<input type="checkbox"/>	<input type="checkbox"/>	<input type="checkbox"/>	<input type="checkbox"/>
Bus	<input type="checkbox"/>	<input type="checkbox"/>	<input type="checkbox"/>	<input type="checkbox"/>
Train	<input type="checkbox"/>	<input type="checkbox"/>	<input type="checkbox"/>	<input type="checkbox"/>
Bicycle	<input type="checkbox"/>	<input type="checkbox"/>	<input type="checkbox"/>	<input type="checkbox"/>
Walking	<input type="checkbox"/>	<input type="checkbox"/>	<input type="checkbox"/>	<input type="checkbox"/>
I do not need to travel	<input type="checkbox"/>	<input type="checkbox"/>	<input type="checkbox"/>	<input type="checkbox"/>

20. What would encourage you to travel by car less, and to walk, cycle or use public transport more?



Tell us about Sherford

Your Community

21. Do you enjoy living in Sherford?

Yes

No

Please tell us why

22. What are the best things about living in Sherford? **Please select all that apply.**

My home

It is family friendly

Knowing my neighbours

The location

Being part of a growing community

Access to green space

Being close to Sherford Vale School

Other things?

23. What could be better about living in Sherford?

24. How much do you agree or disagree with the following about Sherford?

	Strongly agree	Tend to agree	Neither agree nor disagree	Tend to disagree	Strongly disagree	Unsure
I get on well with the people I meet in Sherford	<input type="radio"/>	<input type="radio"/>	<input type="radio"/>	<input type="radio"/>	<input type="radio"/>	<input type="radio"/>
Sherford is a good place to live	<input type="radio"/>	<input type="radio"/>	<input type="radio"/>	<input type="radio"/>	<input type="radio"/>	<input type="radio"/>
I get out of the house regularly	<input type="radio"/>	<input type="radio"/>	<input type="radio"/>	<input type="radio"/>	<input type="radio"/>	<input type="radio"/>
I regularly speak to the people I meet in Sherford	<input type="radio"/>	<input type="radio"/>	<input type="radio"/>	<input type="radio"/>	<input type="radio"/>	<input type="radio"/>
I feel safe in Sherford	<input type="radio"/>	<input type="radio"/>	<input type="radio"/>	<input type="radio"/>	<input type="radio"/>	<input type="radio"/>
There is enough for me to do in my leisure time in Sherford	<input type="radio"/>	<input type="radio"/>	<input type="radio"/>	<input type="radio"/>	<input type="radio"/>	<input type="radio"/>
Sherford has sense of community spirit	<input type="radio"/>	<input type="radio"/>	<input type="radio"/>	<input type="radio"/>	<input type="radio"/>	<input type="radio"/>

25. Which of the following words would you use to describe your local community in Sherford?

- Friendly
- Unfriendly
- Active
- Inactive
- Inclusive
- Exclusive
- Vibrant
- Boring
- Supportive
- Unhelpful

26. Which one service or facility do you think Sherford currently needs the most?

27. How do you keep up to date with Sherford news and information

- | | |
|--|--|
| <input type="checkbox"/> Social media | <input type="checkbox"/> Local Authority information |
| <input type="checkbox"/> Sherford website | <input type="checkbox"/> Open House drop-in events |
| <input type="checkbox"/> Local media | <input type="checkbox"/> Parish Council Meetings |
| <input type="checkbox"/> Sherford.org e-newsletter | |
| <input type="checkbox"/> Other (please give details) | |

28. What would be most useful in a welcome pack for new Sherford residents?

Tell us about Sherford

Parents of Sherford Vale school

If you are a resident of Sherford please go back to the previous page and select resident.

29. What year group is your child(ren) in, at the current time?

- | | |
|-------------------------------------|---------------------------------|
| <input type="checkbox"/> Nursery | <input type="checkbox"/> Year 3 |
| <input type="checkbox"/> Foundation | <input type="checkbox"/> Year 4 |
| <input type="checkbox"/> Year 1 | <input type="checkbox"/> Year 5 |
| <input type="checkbox"/> Year 2 | <input type="checkbox"/> Year 6 |

30. Why did you choose to send your child(ren) to Sheford Vale School?

- | | |
|--|---|
| <input type="checkbox"/> We live locally | <input type="checkbox"/> We are looking to move to Sherford in the future |
| <input type="checkbox"/> We heard positive feedback about the School | <input type="checkbox"/> There were spaces available |
| <input type="checkbox"/> Other (please give details) | |

31. How do(es) your child(ren) get to school?


- | | |
|--|-----------------------------|
| <input type="radio"/> Family vehicle | <input type="radio"/> Cycle |
| <input type="radio"/> Lift share with other families | <input type="radio"/> Walk |
| <input type="radio"/> Bus | |

32. On average how far do(es) your child(ren) travel to get to school?


33. Have you considered moving to Sherford?

- Yes
- No
- Undecided

Was there a reason for your decision either way?




34. Which one service or facility do you think Sherford currently needs the most?



Tell us about Sherford

35. Do you have any further feedback?



Thank you for taking the time to complete this survey, we appreciate your feedback